

Validation Notes for the At-A-Glance Profiles

****See the "Validation Notes for the At-A-Glance Profiles" document for more details.**

This is an updated preview of the At-A-Glance School and District Profiles. **Please do not duplicate or distribute.**

What's new this year?

The "Special Note" is a new text field on all three profile types to be filled by ODE.

Regular Attenders and Assessment data are not included on the profiles. The student group disaggregations on the back page of the profiles are intentionally blank for these data. The webpages where these data will be published instead are not currently available to school and district staff.

Individual Student Progress data are not available for the 2020-21 reporting year.

The prior year comparison arrows were removed for all dials on the front page.

Homeless students were added to the list of student group disaggregations.

On-Time Graduation now applies suppression to the student group disaggregations. The total school and district level rates remain unsuppressed.

College Going rates use previously published rates for students that graduated in 2017-18.

Schools that offered Free or Reduced Price Lunch to all students under the USDA's expanded COVID-19 waiver appear as ">95".



OREGON
DEPARTMENT OF
EDUCATION

Oregon achieves... together!

OREGON AT-A-GLANCE DISTRICT PROFILE

Tigard-Tualatin SD 23J

SUPERINTENDENT: Susan Rieke-Smith | 6960 SW Sandburg St, Tigard 97223 | 503-431-4000

2020-21

Students We Serve




11,687


Student Enrollment

DEMOGRAPHICS


American Indian/Alaska Native



Asian




Black/African American




Hispanic/Latino




Multiracial



Native Hawaiian/Pacific Islander



White



23%

Ever English
Learners



79

Languages
Spoken

12%

Students
with
Disabilities

8%

Mobile
Students

27%

Free/
Reduced
Price Lunch

*<10 students or data unavailable

Special Note

The At-A-Glance School and District profiles tell a story about Oregon's schools and districts. The story is harder to tell this year as the COVID-19 pandemic significantly impacted our schools and the data we collect. As a result, statewide assessment and attendance data cannot be compared to prior years and are not shown here. We have included links to our website where you can view the 2020-21 statewide assessment and attendance data and read a detailed description of how these data were impacted. We're thankful for your partnership as we focus on care, connection and the creation of safe, inclusive and supportive learning environments.

High School Success

Grade 8 MATHEMATICS

Students meeting state grade-level expectations.

For 2020-21 Mathematics data please visit:

www.oregon.gov/ode/schools-and-districts/reportcards/reportcards/Pages/Statewide-Assessment-Results-2021.aspx

Start Strong

Grades K-2 REGULAR ATTENDERS

Students who attended more than 90% of their enrolled school days.

For 2020-21 Regular Attenders data please visit:

www.oregon.gov/ode/schools-and-districts/reportcards/reportcards/Pages/Regular-Attenders-2021.aspx

Grade 3 ENGLISH LANGUAGE ARTS

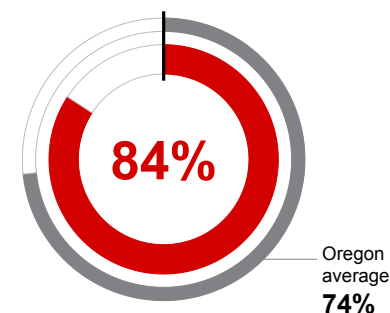
Students meeting state grade-level expectations.

For 2020-21 English Language Arts data please visit:

www.oregon.gov/ode/schools-and-districts/reportcards/reportcards/Pages/Statewide-Assessment-Results-2021.aspx

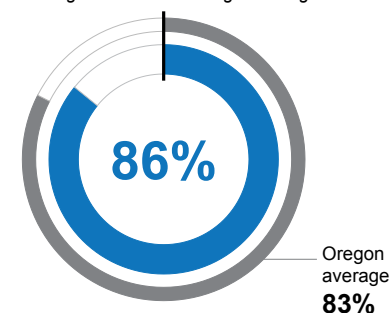
Grade 9 ON-TRACK TO GRADUATE

Students earning one-quarter of graduation credits in their 9th grade year.



Grade 12 ON-TIME GRADUATION

Students earning a diploma within four years. Cohort includes students who were first-time ninth graders in 2016-17 graduating in 2019-20.



District Goals

TTSD is committed to holding high expectations and belief in the success of every student. To meet the individual needs of our students, we focus on identifying and removing barriers that prevent their academic and social success. We hire talented staff who are catalysts for learning and have a commitment to culturally responsive instruction practices. Our focus: Every individual student feels safe, valued and responsibly prepared for success in a rapidly changing world.

State Goals

The Oregon Department of Education is partnering with school districts and local communities to ensure a 90% on-time, four year graduation rate by 2025. To progress toward this goal, the state will prioritize efforts to improve attendance, provide a well-rounded education, invest in implementing culturally responsive practices, and promote continuous improvement to close opportunity and achievement gaps for historically and currently underserved students.



OREGON
DEPARTMENT OF
EDUCATION

Oregon achieves... together!

OREGON AT-A-GLANCE DISTRICT PROFILE CONTINUED

Tigard-Tualatin SD 23J

2020-21

Outcomes

Our Staff (rounded FTE)



30

Administrators



653

Teachers



127

Educational
assistants



25

Counselors



1

Licensed
Librarians



12

Psychologists



87%

% of licensed teachers
with more than 3 years
of experience

Grades K-2 REGULAR ATTENDERS

American Indian/Alaska Native	
Asian	
Black/African American	
Hispanic/Latino	
Multiracial	
Native Hawaiian/Pacific Islander	
White	
Free/Reduced Price Lunch	
Ever English Learner	
Students with Disabilities	
Migrant	
Homeless	
Talented and Gifted	
Female	
Male	
Non-Binary	

Grade 3 ENGLISH LANGUAGE ARTS

Grade 8 MATHEMATICS

American Indian/Alaska Native	
Asian	
Black/African American	
Hispanic/Latino	
Multiracial	
Native Hawaiian/Pacific Islander	
White	
Free/Reduced Price Lunch	
Ever English Learner	
Students with Disabilities	
Migrant	
Homeless	
Talented and Gifted	
Female	
Male	
Non-Binary	

Grade 9 ON-TRACK TO GRADUATE

<10 students or data unavailable	
	>95%
82%	
71%	
	86%
45%	
	92%
67%	
67%	
70%	
<10 students or data unavailable	
46%	
	>95%
88%	
81%	
<10 students or data unavailable	

Grade 12 ON-TIME GRADUATION

<10 students or data unavailable	
	93%
80%	
77%	
	84%
69%	
	90%
77%	
78%	
58%	
<10 students or data unavailable	
47%	
	>95%
	88%
	84%
Coming in 2022-23	