

## Validation Notes for the At-A-Glance Profiles

**\*\*See the "Validation Notes for the At-A-Glance Profiles" document for more details.**

This is an updated preview of the At-A-Glance School and District Profiles. **Please do not duplicate or distribute.**

What's new this year?

The "Special Note" is a new text field on all three profile types to be filled by ODE.

Regular Attenders and Assessment data are not included on the profiles. The student group disaggregations on the back page of the profiles are intentionally blank for these data. The webpages where these data will be published instead are not currently available to school and district staff.

Individual Student Progress data are not available for the 2020-21 reporting year.

The prior year comparison arrows were removed for all dials on the front page.

Homeless students were added to the list of student group disaggregations.

On-Time Graduation now applies suppression to the student group disaggregations. The total school and district level rates remain unsuppressed.

College Going rates use previously published rates for students that graduated in 2017-18.

Schools that offered Free or Reduced Price Lunch to all students under the USDA's expanded COVID-19 waiver appear as ">95".



**OREGON**  
DEPARTMENT OF  
EDUCATION

Oregon achieves... together!


# OREGON AT-A-GLANCE SCHOOL PROFILE

## Multi-sensory Instruction Teaching Children Hands-On (MITCH)

PRINCIPAL: Melissa Meyer | GRADES: K-8 | 19550 SW 90th Court, Tualatin 97062 | 503-639-5757


2020-21

### Students We Serve




### DEMOGRAPHICS


#### American Indian/Alaska Native




#### Asian




#### Black/African American




#### Hispanic/Latino



#### Multiracial



#### Native Hawaiian/Pacific Islander



#### White



**9%**

Ever English  
Learners



**14**

Languages  
Spoken

**8%**

Students  
with  
Disabilities

**88%**

Required  
Childhood  
Vaccinations

**>95%**

Free/  
Reduced  
Price Lunch

\*<10 students or data unavailable

### Special Note

The At-A-Glance School and District profiles tell a story about Oregon's schools and districts. The story is harder to tell this year as the COVID-19 pandemic significantly impacted our schools and the data we collect. As a result, statewide assessment and attendance data cannot be compared to prior years and are not shown here. We have included links to our website where you can view the 2020-21 statewide assessment and attendance data and read a detailed description of how these data were impacted. We're thankful for your partnership as we focus on care, connection and the creation of safe, inclusive and supportive learning environments.

### Academic Success

#### ENGLISH LANGUAGE ARTS

Students meeting state grade-level expectations.

For 2020-21 English Language Arts data please visit:

[www.oregon.gov/ode/schools-and-districts/reportcards/reportcards/Pages/Statewide-Assessment-Results-2021.aspx](http://www.oregon.gov/ode/schools-and-districts/reportcards/reportcards/Pages/Statewide-Assessment-Results-2021.aspx)

### School Environment

#### REGULAR ATTENDERS

Students who attended more than 90% of their enrolled school days.

For 2020-21 Regular Attenders data please visit:

[www.oregon.gov/ode/schools-and-districts/reportcards/reportcards/Pages/Regular-Attenders-2021.aspx](http://www.oregon.gov/ode/schools-and-districts/reportcards/reportcards/Pages/Regular-Attenders-2021.aspx)

#### MATHEMATICS

Students meeting state grade-level expectations.

For 2020-21 Mathematics data please visit:

[www.oregon.gov/ode/schools-and-districts/reportcards/reportcards/Pages/Statewide-Assessment-Results-2021.aspx](http://www.oregon.gov/ode/schools-and-districts/reportcards/reportcards/Pages/Statewide-Assessment-Results-2021.aspx)

### Academic Progress

#### INDIVIDUAL STUDENT PROGRESS

Year-to-year progress in English language arts and mathematics.

Data not available in 2020-21

#### SCIENCE

Students meeting state grade-level expectations.

For 2020-21 Science data please visit:

[www.oregon.gov/ode/schools-and-districts/reportcards/reportcards/Pages/Statewide-Assessment-Results-2021.aspx](http://www.oregon.gov/ode/schools-and-districts/reportcards/reportcards/Pages/Statewide-Assessment-Results-2021.aspx)

### School Goals

MITCH is intentional in our long-term goals, annual targets, and daily purpose. A five-year strategic plan focuses on improving every student's learning.

Request our complete strategic plan to learn more.

### State Goals

The Oregon Department of Education is partnering with school districts and local communities to ensure a 90% on-time, four year graduation rate by 2025. To progress toward this goal, the state will prioritize efforts to improve attendance, provide a well-rounded education, invest in implementing culturally responsive practices, and promote continuous improvement to close opportunity and achievement gaps for historically and currently underserved students.

### Safe & Welcoming Environment

MITCH is a great place to learn! Students and parents are greeted warmly each day, teaching teams work cheerfully and collaboratively, and we embody a culture of helpfulness and resourcefulness. We work hard and play well together. We welcome parents and community members to schedule a tour of the school, to attend our events, and to help craft our plans to ensure a MITCH education is accessible to all in our community.

A recent remodel of the school entrance enhances current safety measures by creating a secure lobby to limit direct classroom access to recognized visitors.



# OREGON AT-A-GLANCE SCHOOL PROFILE CONTINUED

## Multi-sensory Instruction Teaching Children Hands-On (MITCH)

2020-21

### Outcomes

#### Our Staff (rounded FTE)



**17**

Teachers



**0**

Educational  
assistants



**1**

Counselors/  
Psychologists



**70%**

Average teacher  
retention rate



**44%**

% of licensed teachers  
with more than 3 years  
of experience



**No**

Same principal in  
the last 3 years

	REGULAR ATTENDERS	ENGLISH LANGUAGE ARTS	MATHEMATICS
American Indian/Alaska Native			
Asian			
Black/African American			
Hispanic/Latino			
Multiracial			
Native Hawaiian/Pacific Islander			
White			
Free/Reduced Price Lunch			
Ever English Learner			
Students with Disabilities			
Migrant			
Homeless			
Talented and Gifted			
Female			
Male			
Non-Binary			

### About Our School

#### BULLYING, HARASSMENT, AND SAFETY POLICIES

We purposefully help students build a strong sense of class and school community based on kind, safe, responsible and respectful behavior expectations. As a school, we have the same behavior expectations in each classroom and actively model and teach these behaviors using T.H.I.N.K. Is it True, Helpful, Inspiring, Necessary or Kind? We believe a rigorous academic program must be matched by a purposeful emphasis on character development. Students are encouraged and given the opportunity to reflect on how their behavior impacts the whole community.

The school's bullying, harassment, and safety policies are found at our web site.

#### EXTRACURRICULAR ACTIVITIES

MITCH offers many opportunities for learning outside the classroom. We teach the Core Knowledge Sequence, Saxon Math and Codebreaker, a phonetics curriculum. We integrate agriculture throughout the curriculum.

Extra activities: A minimum of 6 field trips per year, each class, Core Knowledge Events and Celebrations, MITCH MicroFarm, MITCH Marathon

Service: Neighbors Nourishing Communities, Student Leadership, American Heart Association's Jump Rope for Heart

Clubs: Play.Fit.Fun., Science Matters, Yoga for Kids, Chess Wizards, Oregon Battle of the Books, Music & Drama Club

#### PARENT ENGAGEMENT

As a school of choice, parent engagement at MITCH is fundamental to student and school success. Parents volunteer a minimum of 25 hours a year in and out of the classroom and meet with teachers at least three times a year to review student progress. MITCH is not a neighborhood school, therefore we purposefully create many occasions to build a strong community, including events like the annual Meet and Greet Your Teacher before the start of school and the PSO All-Community Picnic and Field Day at the end of the year.

Parents serve on the Parent Support Organization Board.

#### COMMUNITY ENGAGEMENT

We partner with local businesses, civic friends and not-for-profits who support the school in providing opportunities for our students to learn how to serve their communities. Our partners and supporters include

- Tualatin Chamber of Commerce
- Neighbors Nourishing Communities
- Winona Grange
- Frontier Communications
- Tualatin City Library
- SNH Corporation and Willamette Greystone
- Nyberg New Seasons Market
- George Fox University