

How to make a ParentVue account



1

ParentVue is a platform that shows you your student's daily attendance. You can also see the grades of your students at the end of every quarter or semester. **If you have already have a login and forgot the username or password, please contact Viri Morales at vmorales@ttsd.k12.or.us**
Don't have a login?

1. Please contact Viri Morales at vmorales@ttsd.k12.or.us
2. Ask for the activation key to make your account
 - a. Remember that you only need one activation key to view all of your student's profiles in the Tigard-Tualatin district.
3. If the school does not have your email address, please have it at hand.

Remember that you can also add the ParentVue app on your cell phone. In the app store look for the app that states **ParentVue**



2

In an email you will receive a letter with the activation key attached. In this letter you will need to look at the following:

1. First Name
2. Last Name
3. Activation Key

Note that your activation key expires. If you try to active your account after the expiration date you will have to contact Viri Morales at vmorales@ttsd.k12.or.us for a new activation key.

The ParentVue web link is below the activation key.
<https://pvue.ttsd.k12.or.us/>

Tigard Tigard High School
 ParentVUE Activation Key

Dear Jose [REDACTED]

...

Welcome to ParentVue, the web portal for parents to view their child's school data, including but not limited to: home address and phone numbers, emergency contacts, attendance, grades and credits.

If you have any questions about the data you find on your child or access to your account, please contact the main office at your child's school.

Synergy also offers an app for iOS and Android devices. Download the ParentVue or StudentVue app via the iTunes store or Android marketplace.
 District URL = <https://parent-tigardtualatin.cascadetechnet.org/tigardtualatin>

Bienvenido a ParentVUE, una página de internet que permite a los padres tener acceso a información sobre sus hijos, incluyendo pero no limitado a: dirección y números de teléfono, los contactos de emergencia, la asistencia, las calificaciones y créditos.

Si tiene alguna pregunta sobre la información que encuentre sobre su hijo(a) o sobre el acceso a su cuenta, por favor póngase en contacto con la oficina principal de la escuela de su hijo(a).

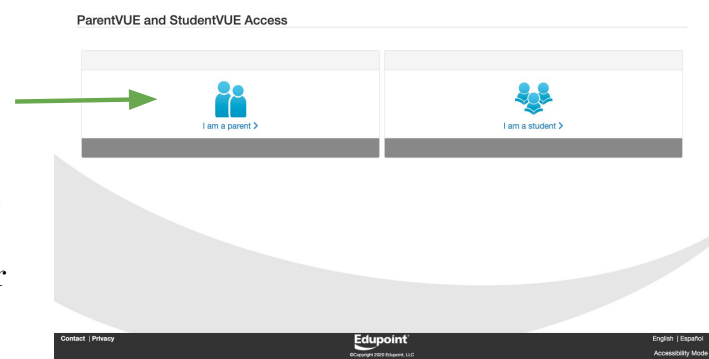
Synergy también ofrece una aplicación para dispositivos iOS y Android. Descargue la aplicación ParentVUE o StudentVUE a través de la tienda iTunes o del mercado para Android en el internet.
 URL del distrito = <https://parent-tigardtualatin.cascadetechnet.org/tigardtualatin>

Activation First Name: Jose [REDACTED]
 Activation Last Name: [REDACTED]
 Activation Key: [REDACTED]
 Web Address: <https://pvue.ttsd.k12.or.us/>
 Your activation key is valid until April 22, 2021. **When the activation key expires**

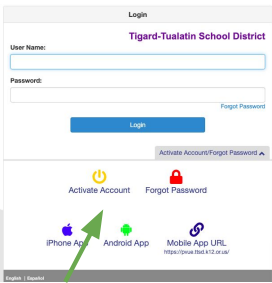
<https://pvue.ttsd.k12.or.us/>

3

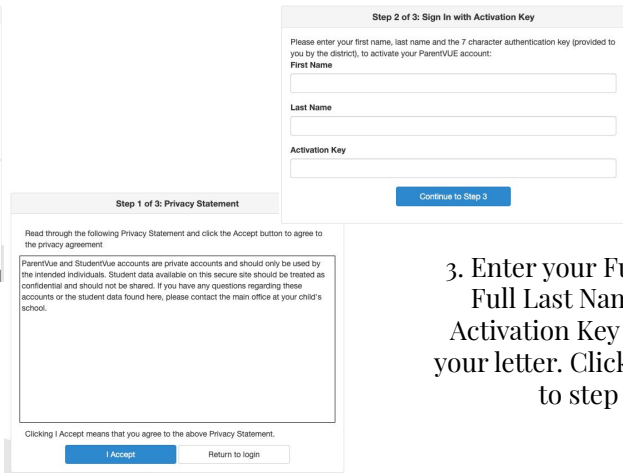
- When you enter the ParentVUE website you will look at this interface. You will click on "I am a parent"
- You can choose the language on the bottom right corner of the website. You have the option of English or Spanish.



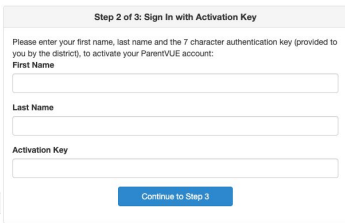
4



1. Click on Activate Account



2. Click I accept



3. Enter your Full Name, Full Last Name, and Activation Key found in your letter. Click continue to step 3

- Look for and enter your username (example: jose71)
- Type a password
- Confirm your password
- Type your email address.

Step 3

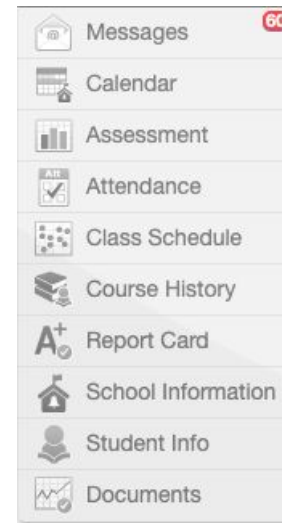
5

6



The links that you can focus on are:

- Attendance
- Report Card (only at the end of every quarter)
- Documents (another place you can see grades)



7

8